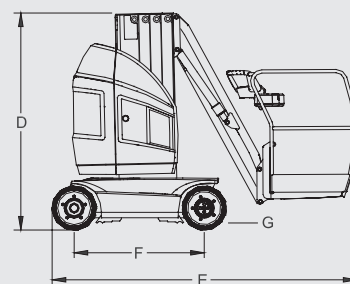
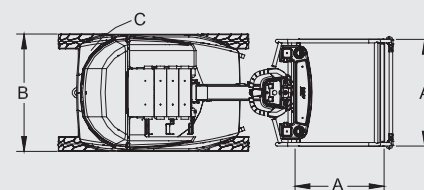
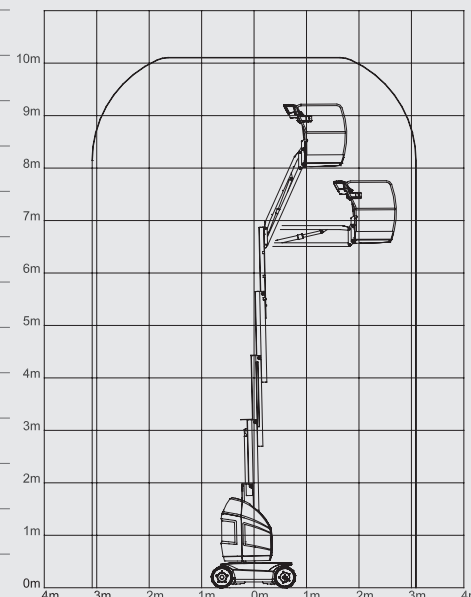


TOUCAN 10E

MAST BOOM LIFTS

Working height	10.10 m
Platform height	8.10 m
Working outreach (standard platform)	3.08 m
Up and over height	6.51 m
Swing (not continuous)	345°
Platform capacity ¹	200kg
Jib - overall length	1.60 m
Jib - range of articulation	127° (+66°/-61°)
A. Platform size standard platform (L x W)	0.70 x 0.90 m
B. Overall width	0.99 m
C. Tailswing	13 cm
D. Stowed height	1.99 m
E. Overall length (standard platform)	2.82 m
F. Wheelbase	1.20 m
G. Ground clearance	10.5 cm
Machine weight - standard platform ²	2,990 kg
Maximum ground bearing pressure	21 kg/cm ²
Drive speed - lowered	5.5 km/h
Drive speed - elevated	0.75 km/h
Drive speed - full elevation	0.40 km/h
Turning radius (outside)	1.99 m
Turning radius (inside)	0.55 m
Gradeability	25%
Break over angle	25%
Steer angle	60°
Max. allowable tilt angle	2°
Tyres (non-marking solid)	406 x 125 mm
Electrical system	24V DC
Batteries (deep cycle)	24V - 240 A/hr
Charger	24V - 25A
Drive motors	Dual AC motors
Brakes	Disc
Electrical (pump) motor	3kW 24V DC
Hydraulic system	9 L
Peter Hird cycles	92



JLG Industries, Inc. is a leading designer and manufacturer of access equipment and complementary services and attachments.

JLG has manufacturing facilities in the United States, France, Romania, China and Belgium. Customers throughout Europe, Scandinavia, Africa and the Middle East benefit from a network of dedicated sales and service operations designed to deliver the highest levels of support.

JLG is an Oshkosh Corporation company.

www.jlgeurope.com

¹ Capacity shown is maximum two persons indoor and outdoor (12.5 m/s wind speed)
² Certain options or country standards may increase weight and/or dimensions.